



**District Report Card: 2017**


<b>State:</b> Tripura	<b>District:</b> Khowai
<b>Class:</b> 8	<b>Subject:</b> Mathematics
<b>Schools:</b> 48	<b>Students:</b> 928


**Participation/Coverage**


**Students**

<b>GENDER</b> 	Boys		Girls	
	Number	%	Number	%
	463	49.89	465	50.11

<b>AREA</b> 	Rural		Urban	
	Number	%	Number	%
	830	89.44	98	10.56

<b>CATEGORY</b> 	SC		ST		OBC		GEN	
	Number	%	Number	%	Number	%	Number	%
	251	27.05	366	39.44	228	24.57	83	8.94

<b>CWSN</b> 	LD	VI	HI	S&LD	ID	Oth
	1	1	0	1	1	2

<b>Management</b> 	Government		Government-aided	
	Number	%	Number	%
	906	97.63	22	2.37

**Average Performance of Students in Mathematics (%)**

Overall	Gender		Area		Management		Social Group			
	Male	Female	Rural	Urban	Govt.	Aided	SC	ST	OBC	GEN
<b>41.58</b>	<b>40.33</b>	<b>42.82</b>	<b>40.85</b>	<b>47.76</b>	<b>41.52</b>	<b>43.94</b>	<b>38.70</b>	<b>45.17</b>	<b>38.39</b>	<b>43.21</b>

## Performance on Learning Outcomes (LOs)

Learning Outcomes	Description	Average Performance(%)
M601	Solves problems involving large numbers by applying appropriate operations	34.90
M606	Solves problems on daily life situations involving addition and subtraction of fractions / decimals	39.60
M620	Finds out the perimeter and area of rectangular objects in the surroundings like floor of the class room, surfaces of a chalk box etc.	40.80
M621	Arranges given/collected information in the form of table, pictograph and bar graph and interprets them	43.18
M702	Interprets the division and multiplication of fractions	42.35
M705	Solves problems related to daily life situations involving rational numbers	36.96
M706	Uses exponential form of numbers to simplify problems involving multiplication and division of large numbers	30.35
M707	Adds/subtracts algebraic expressions	55.39
M710	Solves problems related to conversion of percentage to fraction and decimal and vice versa	29.73
M717	Finds out approximate area of closed shapes by using unit square grid/graph sheet	41.39
M719	Finds various representative values for simple data from her/his daily life contexts like mean, median and mode	51.78
M721	Interprets data using bar graph	49.69
M801	Generalizes properties of addition, subtraction, multiplication and division of rational numbers through patterns	25.57
M802	Finds rational numbers between two given rational numbers	50.31
M803	Proves divisibility rules of 2, 3, 4, 5, 6, 9 and 11	44.97
M804	Finds squares, cubes, square roots and cube roots of numbers using different methods	42.83
M808	Uses various algebraic identities in solving problems of daily life	55.72
M812	Verifies properties of parallelogram and establishes the relationship between them through reasoning	31.20
M818	Finds surface area and volume of cuboidal and cylindrical object	40.96
M819	Draws and interprets bar charts and pie charts	38.79

Range of Performance of Students who Answered Correctly							
Below 30%		30% - 50%		50% - 75%		Above 75%	
Number	%	Number	%	Number	%	Number	%
332	35.78	293	31.57	201	21.66	102	10.99

## Lowest Performing Learning Outcomes (LOs)

1 - Generalizes properties of addition, subtraction, multiplication and division of rational numbers through patterns (25.57)

2 - Solves problems related to conversion of percentage to fraction and decimal and vice versa (29.73)

3 - Uses exponential form of numbers to simplify problems involving multiplication and division of large numbers (30.35)

- 4 - Verifies properties of parallelogram and establishes the relationship between them through reasoning (31.20)
- 5 - Solves problems involving large numbers by applying appropriate operations (34.90)